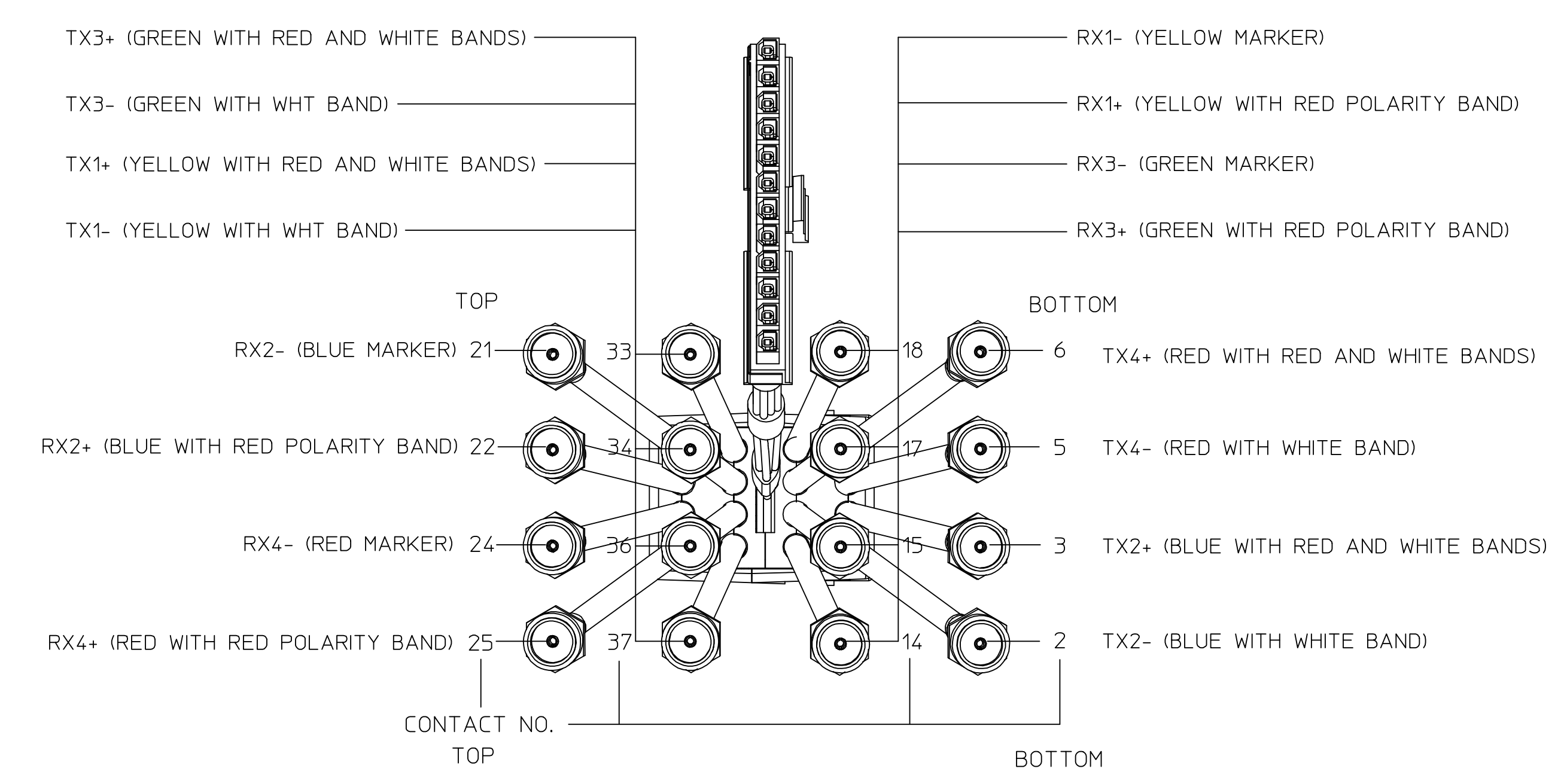
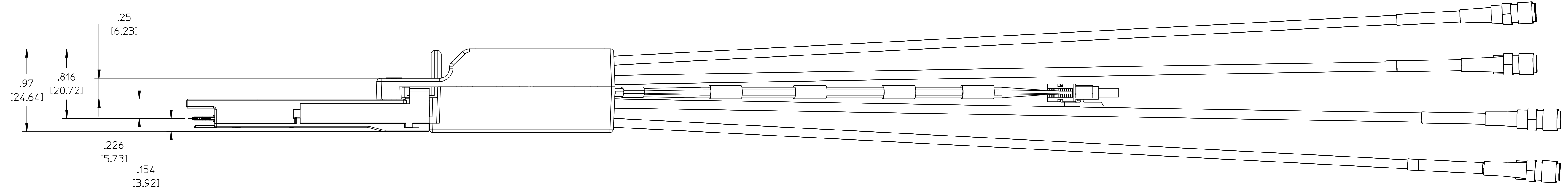
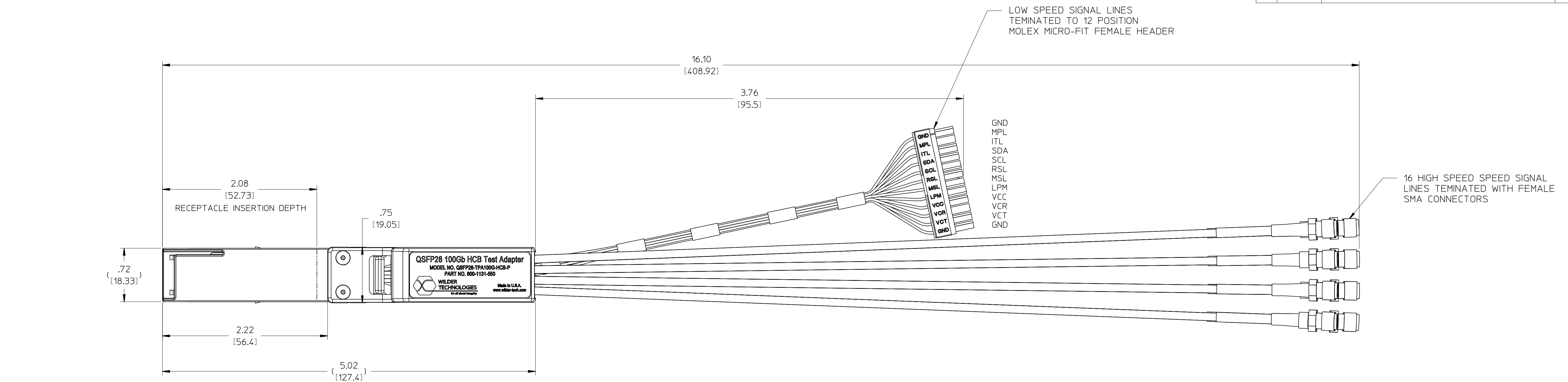


THIS DOCUMENT CONTAINS PROPRIETARY INFORMATION AND IS THE PROPERTY OF WILDER TECHNOLOGIES. THIS INFORMATION SHALL NOT BE REPRODUCED, TRANSFERRED TO OTHER DOCUMENTS, DISCLOSED TO OTHERS FOR MANUFACTURING OR ANY OTHER PURPOSE WITHOUT WRITTEN PERMISSION FROM WILDER TECHNOLOGIES.

REVISIONS				
REV	AUTH	DESCRIPTION	APVD DATE	CHK DATE
A	ECNXXXX	PRELIMINARY RELEASE		2/24/2016



- NOTE: UNLESS OTHERWISE SPECIFIED
- INTERPRET DIMENSIONS AND TOLERANCES PER ANSI Y14.5.
 - REFER TO USER MANUAL FOR DETAILED MECHANICAL AND ELECTRICAL SPECIFICATIONS.
 - THIS ASSEMBLY IS SUPPLIED WITH SPARE MATING MALE LOW SPEED INTERFACE CONNECTOR AND PINS FOR USER CONFIGURATION.

UNLESS OTHERWISE SPECIFIED DIMENSIONS ARE INCHES [METRIC]		WILDER TECHNOLOGIES		6101A East 18th St Vancouver, WA 98661	
XXX ±	.005 ±	.127 ±	Tel: 360-859-3041 Fax: 360-859-3105 www.wilder-tech.com		
.XX ±	.01 ±	.25 ±	DRAWN BY: W. STANLEY DATE: 07/24/2015		
.X ±	.12 ±	.3 ±	CHECKED BY: DATE:		
ANGLE ±	°	°	APPROVED BY: DATE:		
MATERIAL:		DESCRIPTION: FINAL ASSEMBLY QSFP+ 28Gb PLUG, IF QSFP+-TPA28G-HCB-P			
FINISH:		SIZE PART NUMBER: D 600-1131-550		REV A	
		SCALE: 15:1		DO NOT SCALE DRAWING SHEET 1 OF 2	