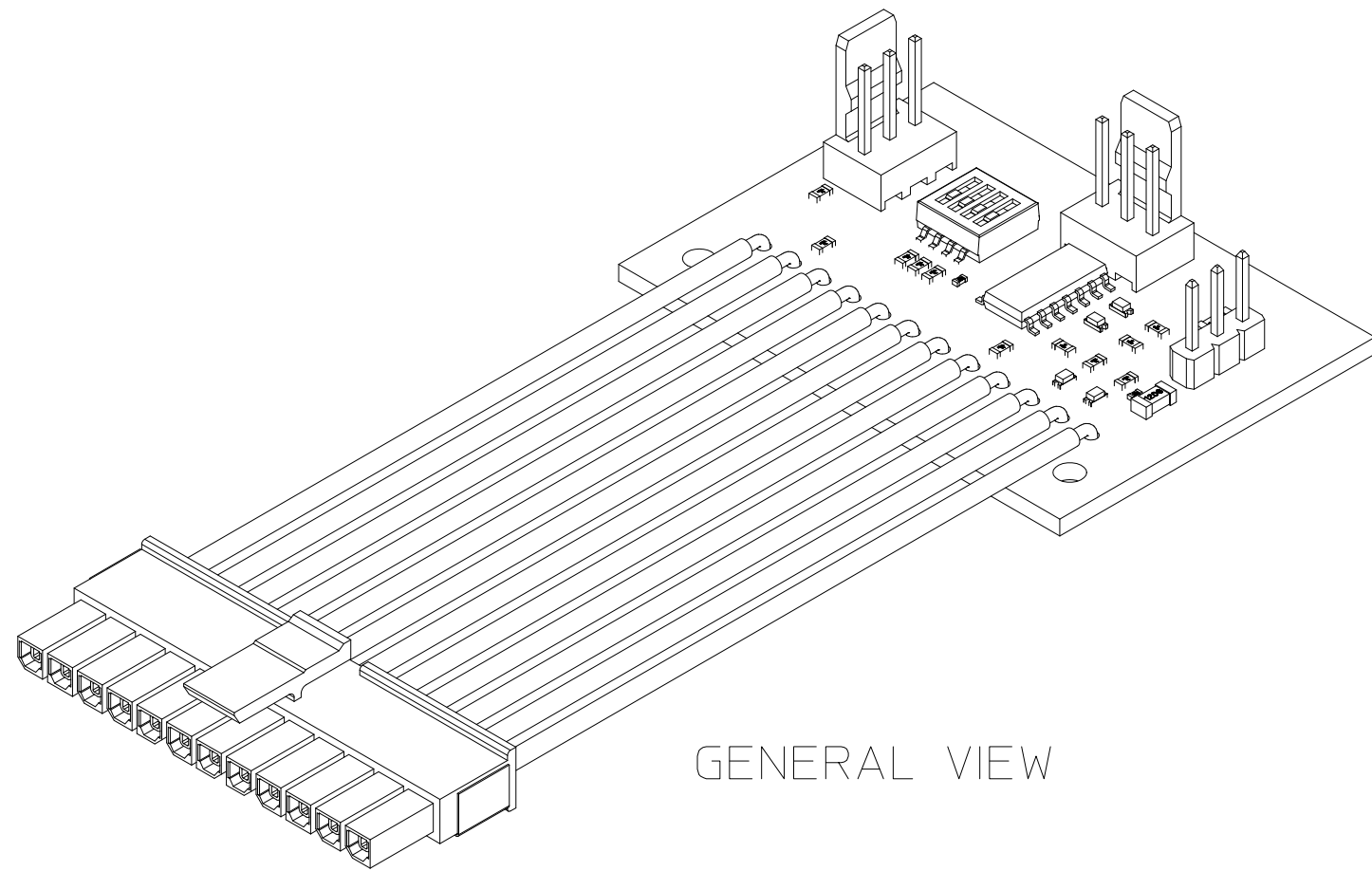


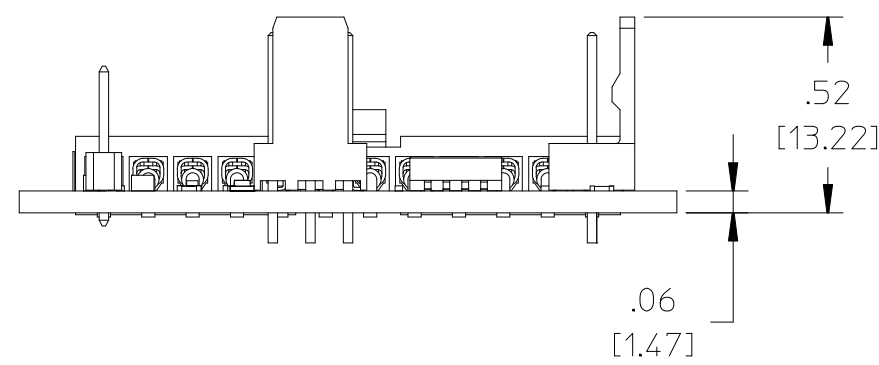
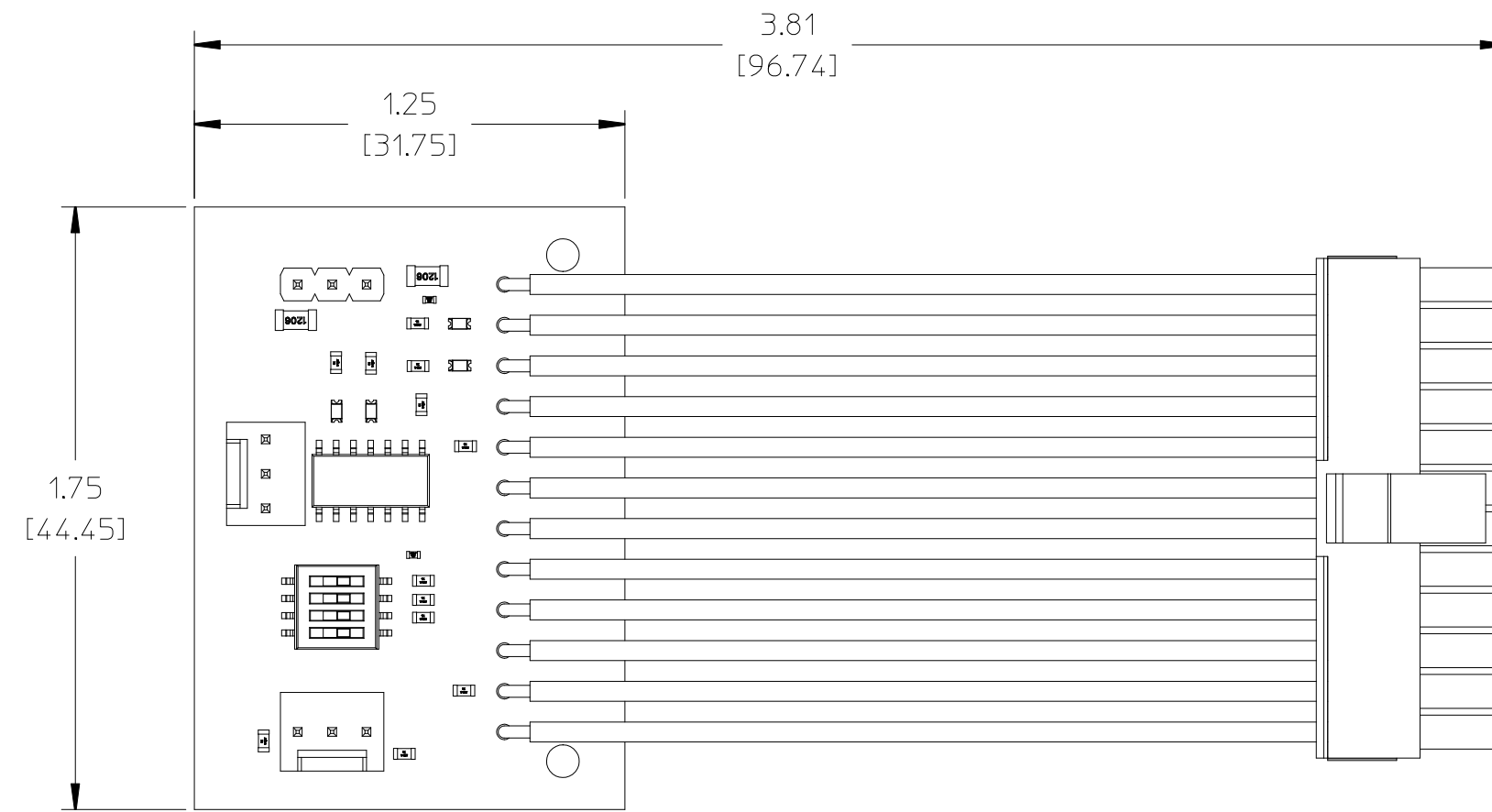


REVISIONS

REV	AUTH	DESCRIPTION	APVD DATE	CHK DATE



GENERAL VIEW



NOTE: UNLESS OTHERWISE SPECIFIED

1. REFER TO THE USERS MANUEL 910-0019-000 FOR DETAILED MECHANICAL AND ELECTRICAL SPECIFICATIONS.
2. INTERPRET DIMENSIONS AND TOLERANCES PER ANSI Y14.5.
3. LEAD FREE PROCESSES USED COMPLIES WITH EC DIRECTIVE 2002/95/EC (RoHS DIRECTIVE) RESTRICTIVE USE OF HAZARDOUS SUBSTANCES.

UNLESS OTHERWISE SPECIFIED DIMENSIONS ARE INCHES (METRIC)		6101A East 18th St. Vancouver, WA 98661 Tel: 360-859-3041 Fax: 360-859-3105 www.wilder-tech.com	
.XXX ± .005 ± .127 ±		DRAWN BY: T. DELUCCO	DATE: 3/5/2012
.XX ± .01 ± .25 ±		CHECKED BY:	DATE:
.X ± .12 ± .3 ±		APPROVED BY:	DATE:
ANGLE ± 1°		DESCRIPTION:	
		ASSEMBLY, FINAL, SFP+, MCB SWITCH MODULE	
FINISH:	SIZE PART NUMBER:	REV	
	C 110-1074-000	A	
SCALE: 2:1		DO NOT SCALE DRAWING SHEET 2 OF 2	