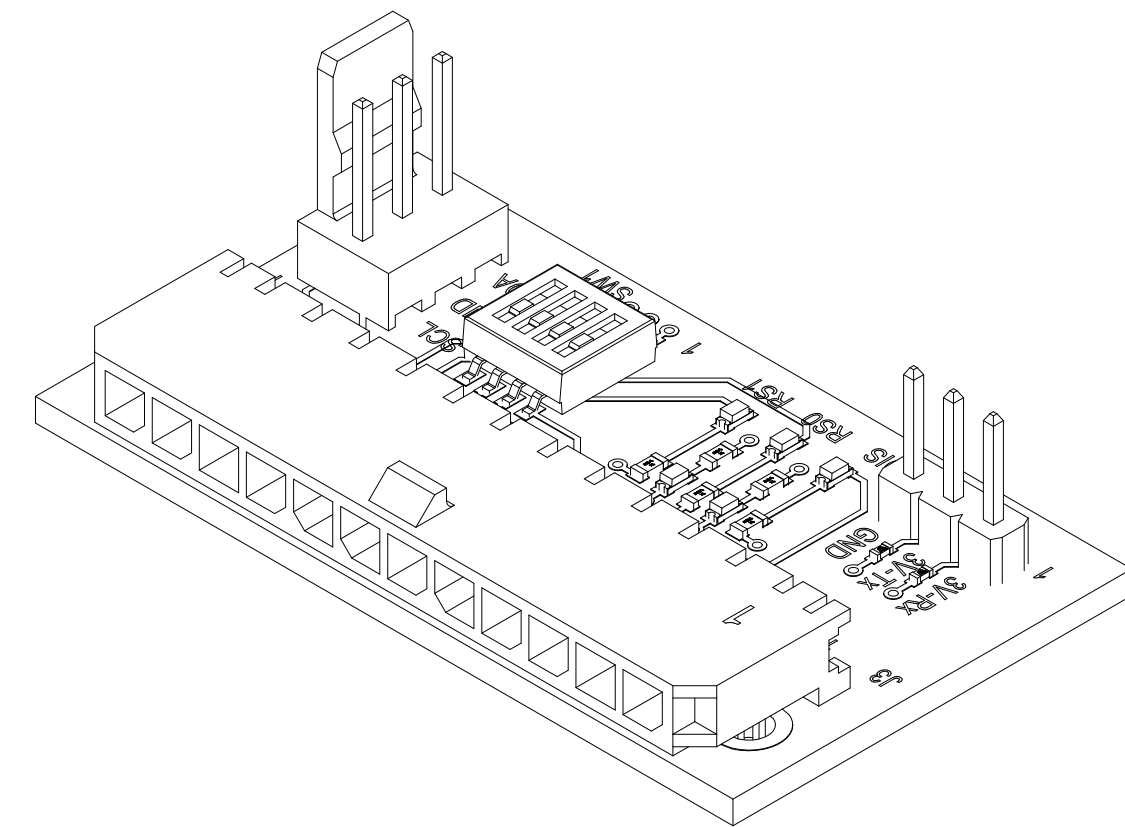
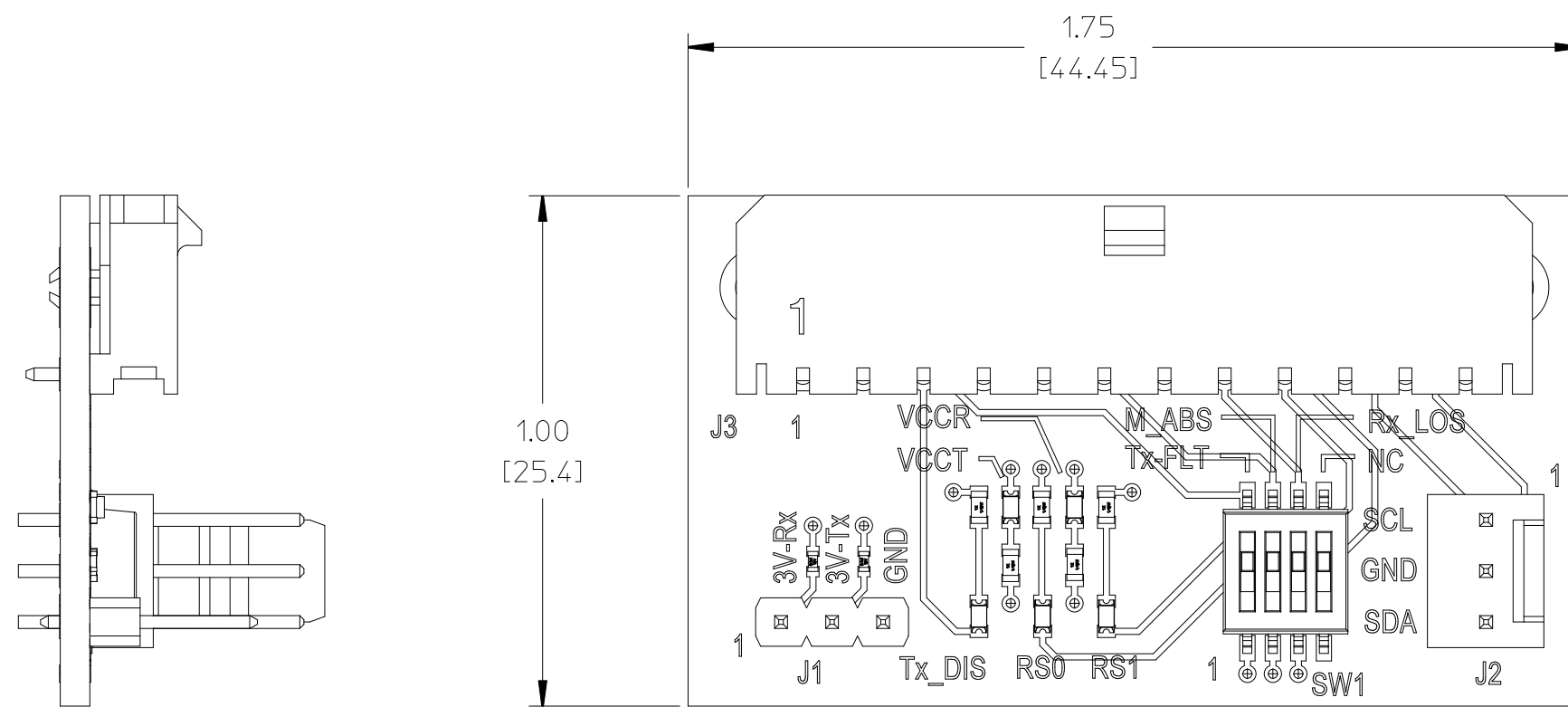
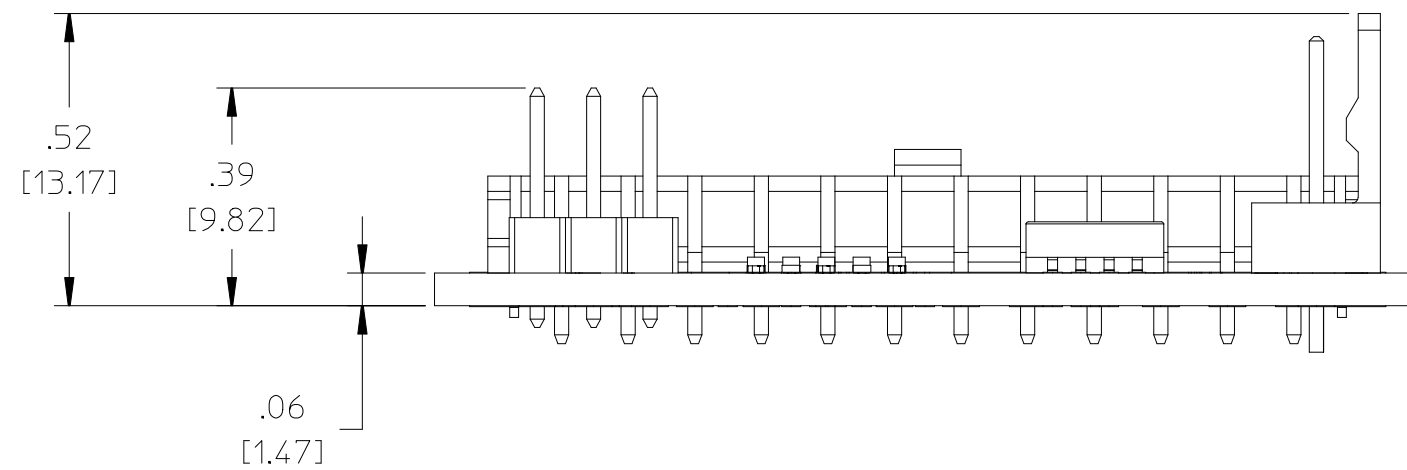


REVISIONS

| REV | AUTH | DESCRIPTION | APVD DATE | CHK DATE |
|-----|------|-------------|-----------|----------|
| | | | | |



GENERAL VIEW



NOTE: UNLESS OTHERWISE SPECIFIED

1. REFER TO THE USERS MANUEL 910-0019-000 FOR DETAILED MECHANICAL AND ELECTRICAL SPECIFICATIONS.
2. INTERPRET DIMENSIONS AND TOLERANCES PER ANSI Y14.5.
3. LEAD FREE PROCESSES USED COMPLIES WITH EC DIRECTIVE 2002/95/EC (RoHS DIRECTIVE) RESTRICTIVE USE OF HAZARDOUS SUBSTANCES.

| | | | | |
|---|--|---|--|-------|
| UNLESS OTHERWISE SPECIFIED DIMENSIONS ARE INCHES (METRIC) .XXX ± .005 ± .127 ± .XX ± .01 ± .25 ± .X ± .12 ± .3 ± ANGLE ± 1° ± 1° | WILDER TECHNOLOGIES <small>It's all about integrity</small> | | 6101A East 18th St. Vancouver, WA 98661 Tel: 360-859-3041 Fax: 360-859-3105 www.wilder-tech.com | |
| | DRAWN BY: W. STANLEY | | DATE: 7-28-11 | |
| MATERIAL: | | CHECKED BY: | | DATE: |
| FINISH: | | APPROVED BY: | | DATE: |
| | | DESCRIPTION: ASSEMBLY, ECB, SFP+ PLUG SWITCH MODULE | | |
| SIZE | PART NUMBER: | REV | | |
| C | 110-1049-000 | A | | |
| SCALE: 3:1 | DO NOT SCALE DRAWING | SHEET 2 OF 2 | | |