

6

5

4

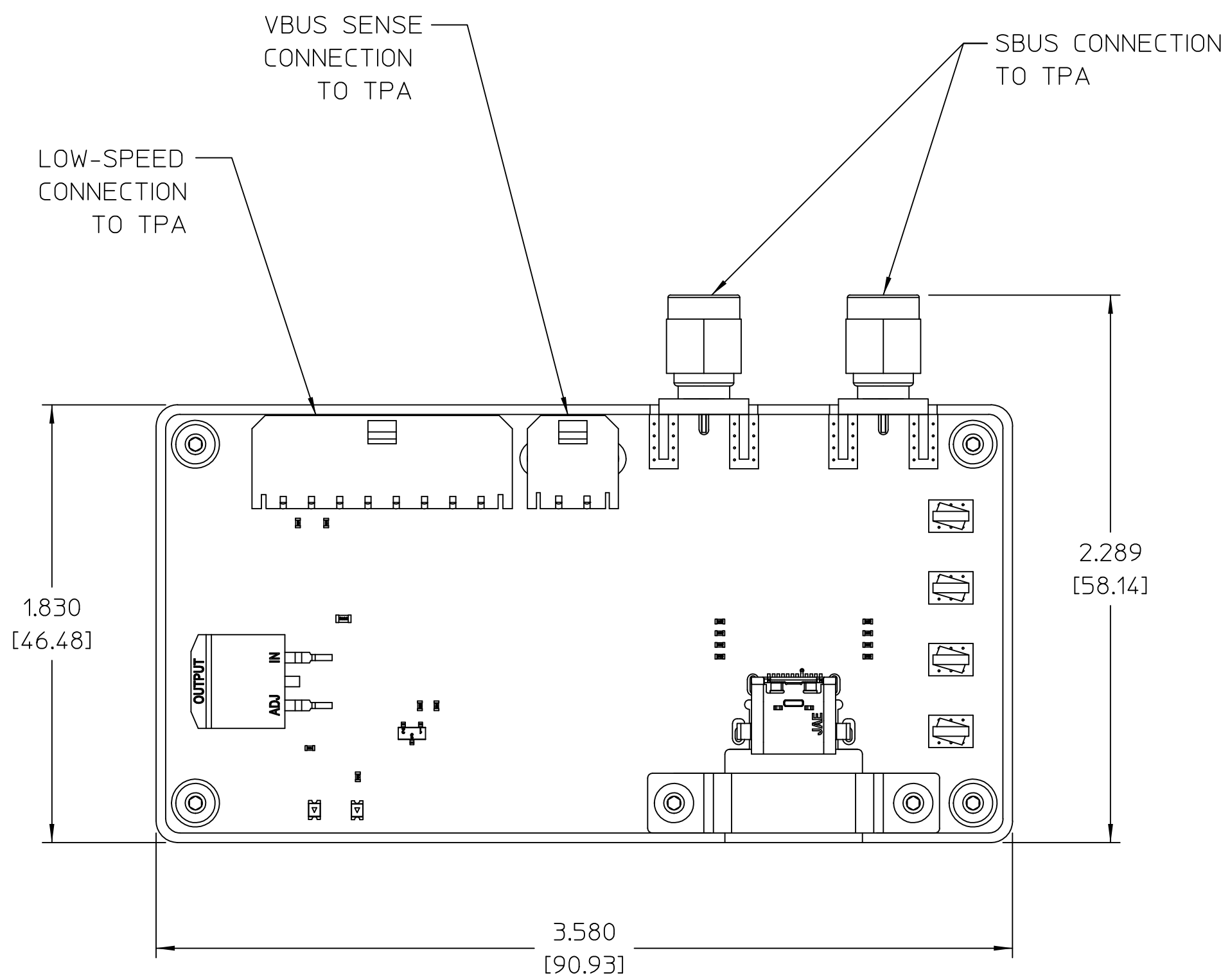
3

2

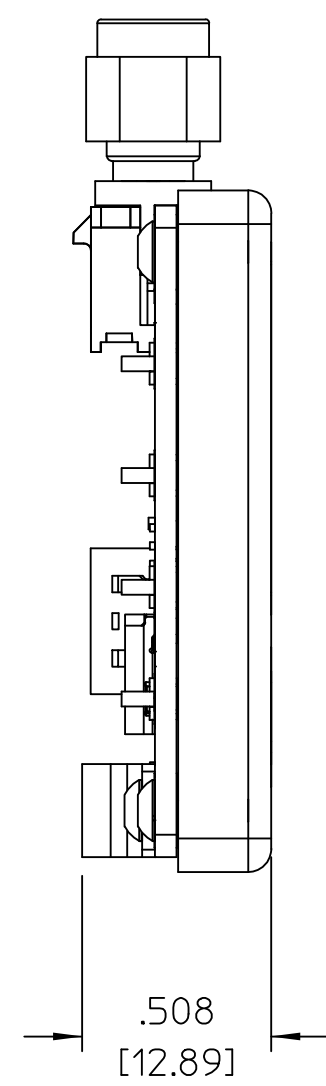
1

THIS DOCUMENT CONTAINS PROPRIETARY INFORMATION AND IS THE PROPERTY OF WILDER TECHNOLOGIES. THIS INFORMATION SHALL NOT BE REPRODUCED, TRANSFERRED TO OTHER DOCUMENTS, DISCLOSED TO OTHERS FOR MANUFACTURING OR ANY OTHER PURPOSE WITHOUT WRITTEN PERMISSION FROM WILDER TECHNOLOGIES.

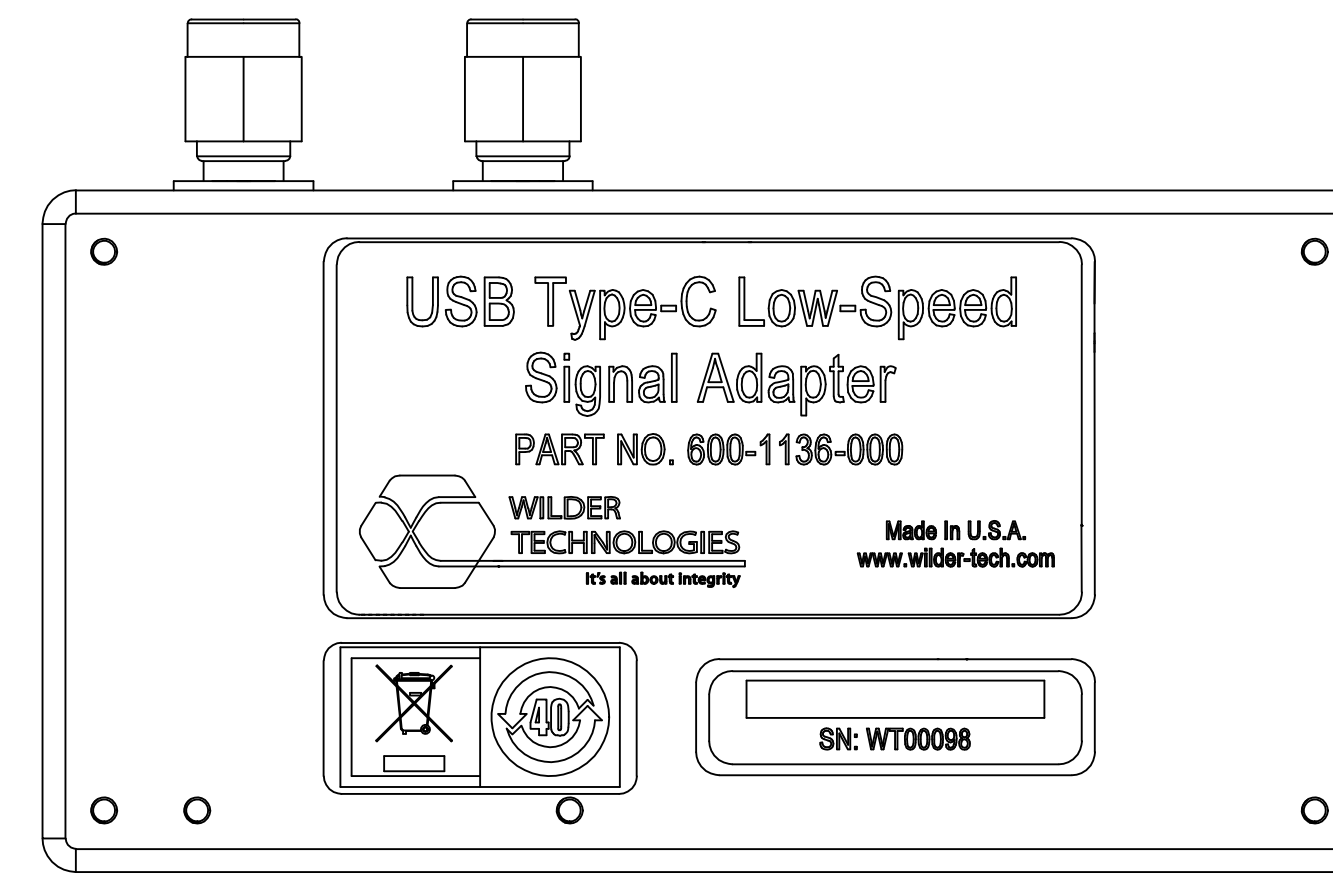
REVISIONS				
REV	AUTH	DESCRIPTION	APVD DATE	CHK DATE
A	XXXX	INITIAL RELEASE	TD	4/29/2016



FRONT VIEW



RIGHT VIEW



REAR VIEW

NOTE: UNLESS OTHERWISE SPECIFIED
 1. INTERPRET DIMENSIONS AND TOLERANCES PER ANSI Y14.5.

UNLESS OTHERWISE SPECIFIED DIMENSIONS ARE: INCHES (METRIC)	.XXX + .005 + .127 +	6101A East 18th St. Vancouver, WA 98661 Tel: 360-859-3041 Fax: 360-859-3105 www.wilder-tech.com
	.XX + .01 + .25 +	
.X + .12 + .3 +		
ANGLE + 1° + 1°		
MATERIAL:	APPROVED BY:	DATE:
FINISH:	CHECKED BY:	DATE:
	DRAWN BY: T. DELUCCO DATE: 4/29/2016	
	DESCRIPTION: CUSTOMER REFERENCE DRAWING FINAL ASSY, USB TYPE-C LOW-SPEED SIGNAL ADAPTER	
SIZE: D	PART NUMBER: 600-1136-000	REV: A
SCALE: 2:1	DO NOT SCALE DRAWING	SHEET 2 OF 2

6

5

4

3

2

1

F
E
D
C
B
A

F
E
D
C
B
A