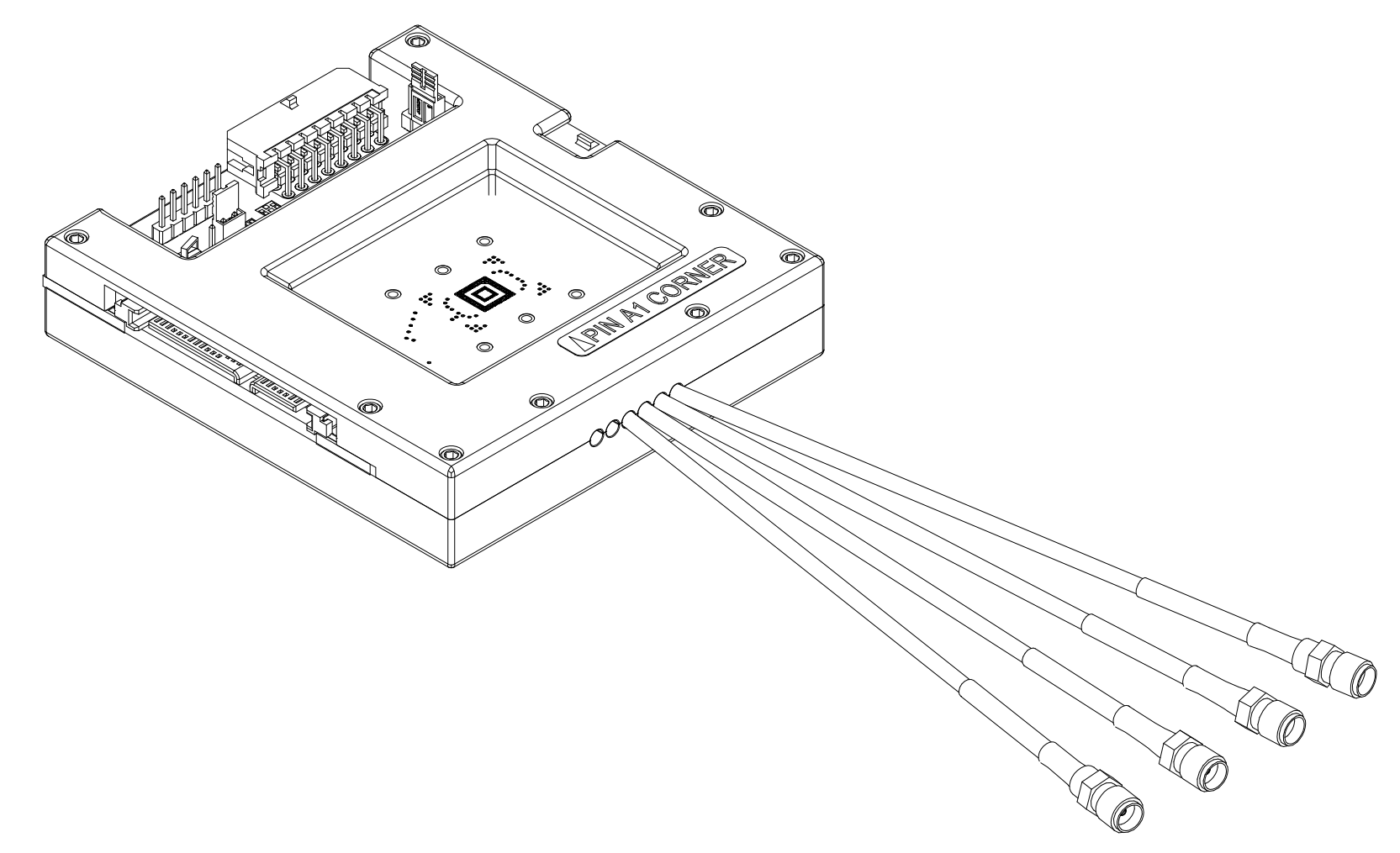
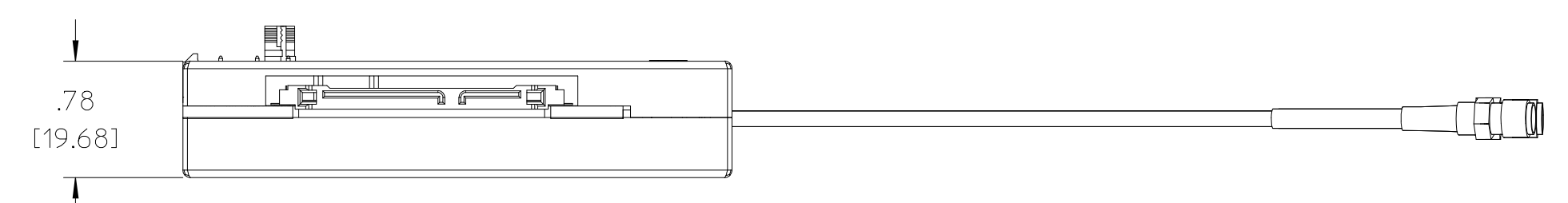
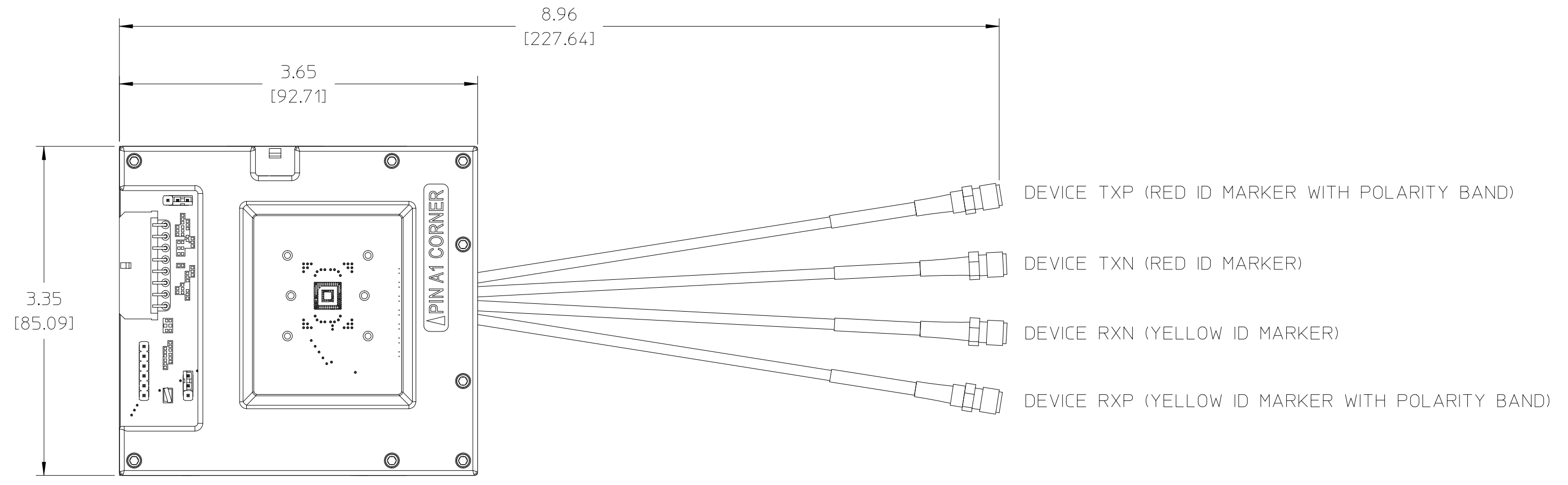
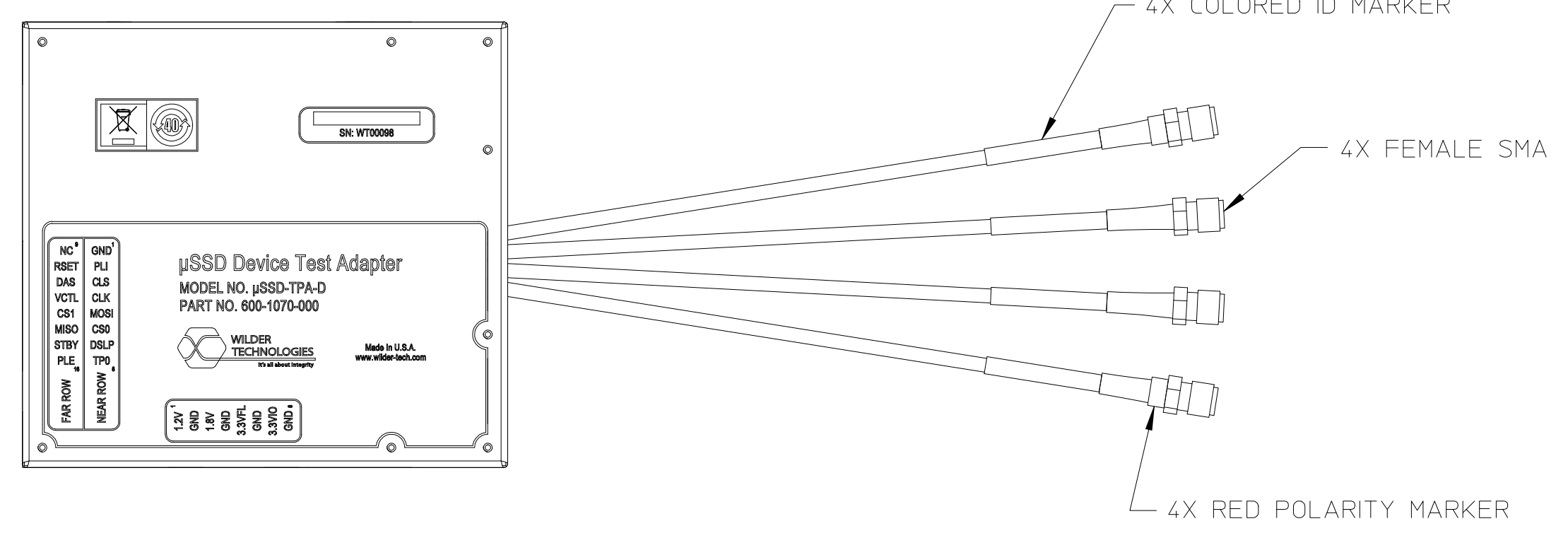


THIS DOCUMENT CONTAINS PROPRIETARY INFORMATION AND IS THE PROPERTY OF WILDER TECHNOLOGIES. THIS INFORMATION SHALL NOT BE REPRODUCED, TRANSFERRED TO OTHER DOCUMENTS, DISCLOSED TO OTHERS FOR MANUFACTURING OR ANY OTHER PURPOSE WITHOUT WRITTEN PERMISSION FROM WILDER TECHNOLOGIES.

REVISIONS				
REV	AUTH	DESCRIPTION	APVD DATE	CHK DATE
A	XXXX	INITIAL RELEASE	TD	1/31/2012
B	XXXX	ADDED PIN A1 CORNER LABEL	TD	10/11/2013



GENERAL VIEW - A



- NOTE: UNLESS OTHERWISE SPECIFIED
1. INTERPRET DIMENSIONS AND TOLERANCES PER ANSI Y14.5.
 2. REFER TO THE USERS MANUAL FOR DETAILED MECHANICAL AND ELECTRICAL SPECIFICATIONS.
 3. THIS ASSEMBLY CONTAINS TWO SEPARATE INTERFACE RECEPTACLES AND CONTACTS TO ALLOW USERS TO CONNECT TO THIS ASSEMBLY.

UNLESS OTHERWISE SPECIFIED DIMENSIONS ARE INCHES (METRIC)		6101 A East 18th St. Vancouver, WA 98661 Tel: 360-859-3044 Fax: 360-859-3105 www.wilder-tech.com	
.XXX = .005 + .027 +		DRAWN BY: T. DELUCCO	DATE: 1/31/2012
.XX = .01 + .25 +		CHECKED BY:	DATE:
.X = .12 + .3 +		APPROVED BY:	DATE:
ANGLE = 1°		DESCRIPTION:	
		FINAL ASSEMBLY, µSSD DEVICE TEST ADAPTER, WITHOUT SOCKET µSSD-TPA-D	
FINISH:	SIZE: D	PART NUMBER: 600-1070-000	REV: B
SCALE: 1:1		DO NOT SCALE DRAWING	SHEET 3 OF 3