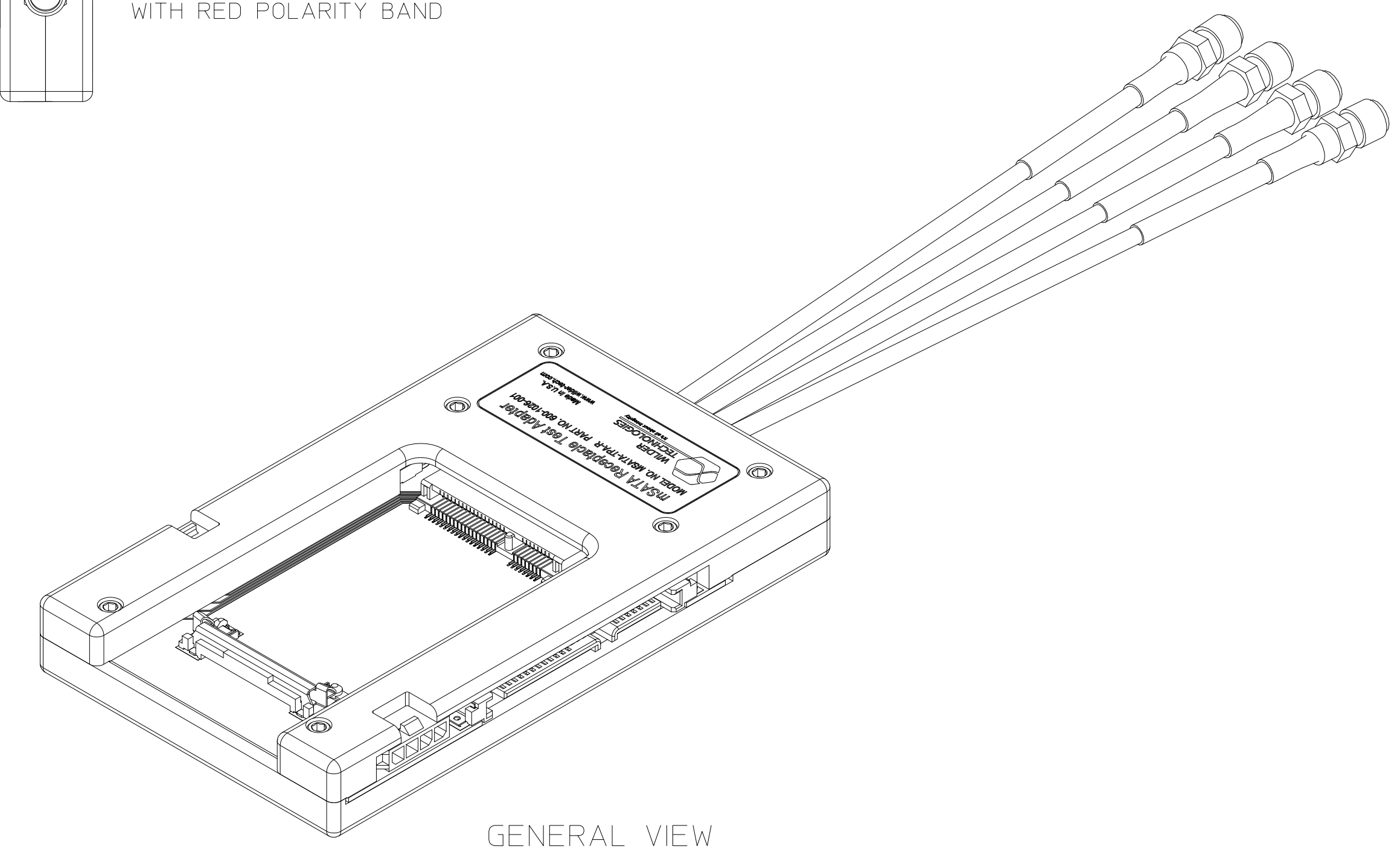
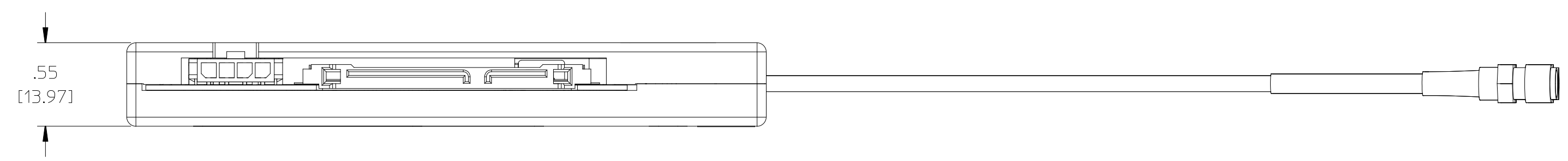
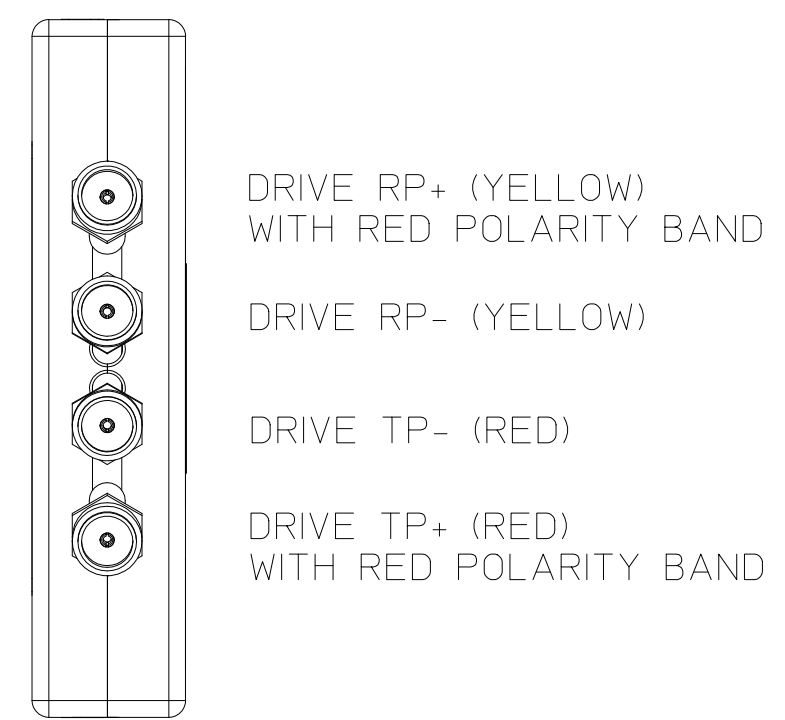
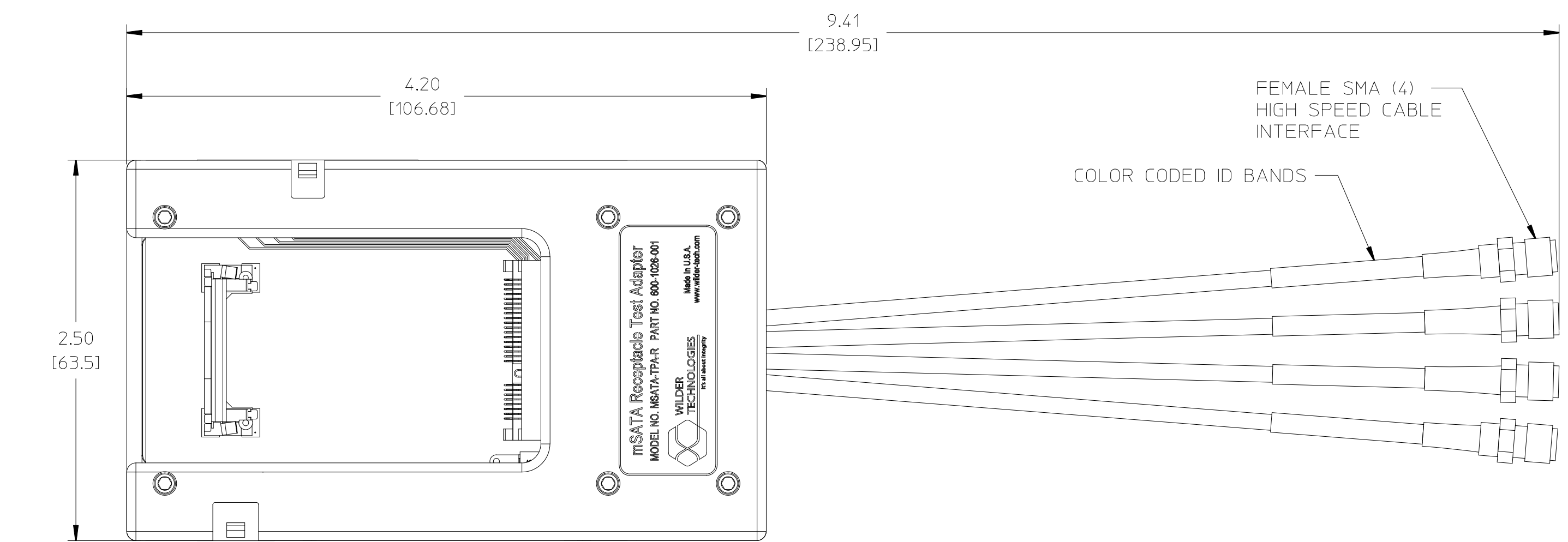


THIS DOCUMENT CONTAINS PROPRIETARY INFORMATION AND IS THE PROPERTY OF WILDER TECHNOLOGIES. THIS INFORMATION SHALL NOT BE REPRODUCED, TRANSFERRED TO OTHER DOCUMENTS, DISCLOSED TO OTHERS FOR MANUFACTURING OR ANY OTHER PURPOSE WITHOUT WRITTEN PERMISSION FROM WILDER TECHNOLOGIES.

REVISIONS				
REV	AUTH	DESCRIPTION	APVD DATE	CHK DATE
A	XXXX	INITIAL RELEASE	TD	7/23/2012



GENERAL VIEW

- NOTE: UNLESS OTHERWISE SPECIFIED
1. REFER TO THE USERS MANUAL FOR DETAILED MECHANICAL AND ELECTRICAL SPECIFICATIONS.
 2. INTERPRET DIMENSIONS AND TOLERANCES PER ANSI Y14.5.
 3. THE TEST ADAPTER IS SUPPLIED WITH SEPARATE INTERFACE RECEPTACLE CONNECTORS AND CONTACTS TO ALLOW USERS TO CONNECT TO THIS ASSEMBLY.

UNLESS OTHERWISE SPECIFIED DIMENSIONS ARE INCHES (METRIC)	.XXX ± .005 ± .027 ±		6101A East 18th St. Vancouver, WA 98661	
	.XX ± .01 ± .05 ±		Tel: 360-859-3041 Fax: 360-859-3105 www.wilder-tech.com	
.X ± .02 ± .3 ±	ANGLE ± 1° ± 1°		DRAWN BY: T. DELUCCO	DATE: 7/23/2012
MATERIAL:			CHECKED BY:	DATE:
FINISH:			APPROVED BY:	DATE:
			DESCRIPTION: FINAL ASSEMBLY, mSATA RECEPTACLE MSATA-TPA-R	
			SIZE: D	PART NUMBER: 600-1026-001
			SCALE: 1:1	DO NOT SCALE DRAWING
			SHEET 3 OF 3	