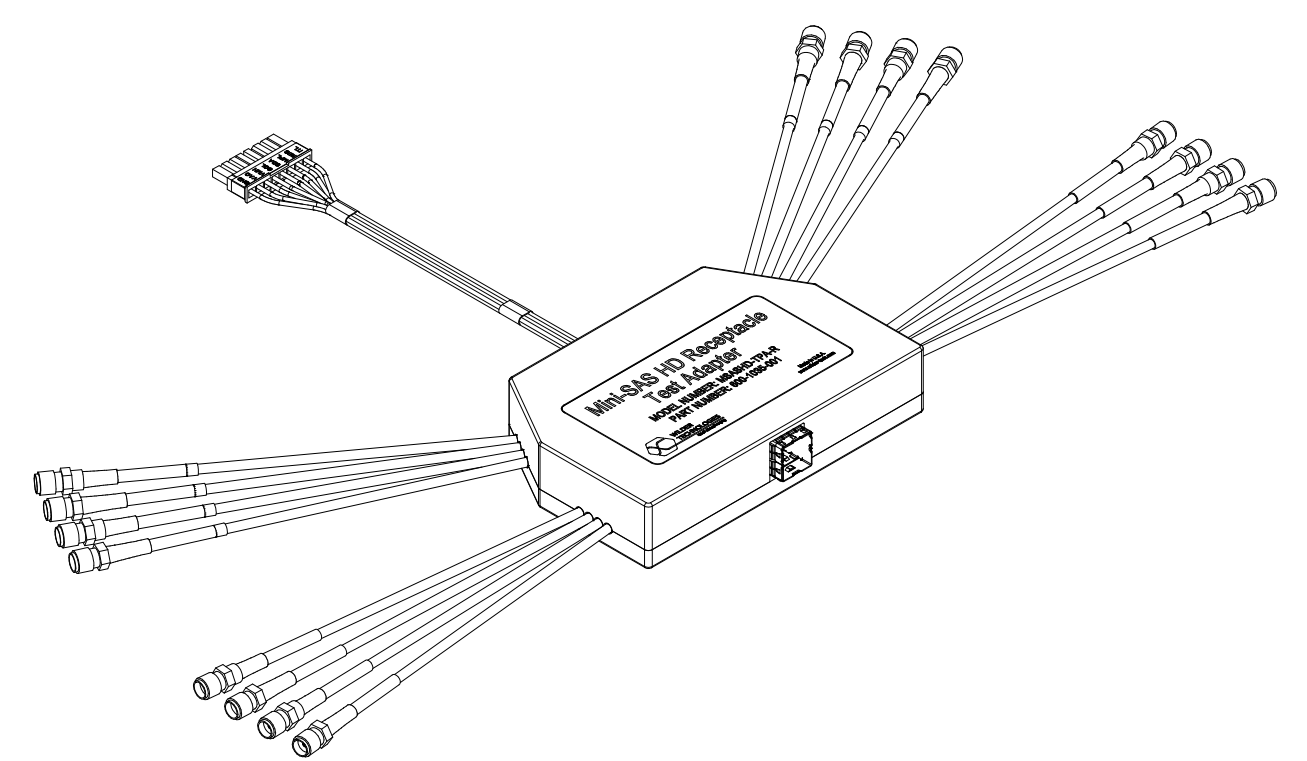
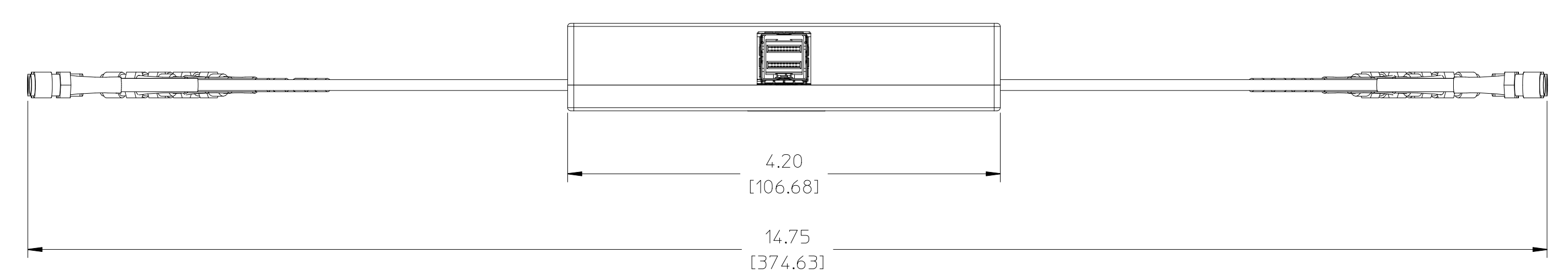
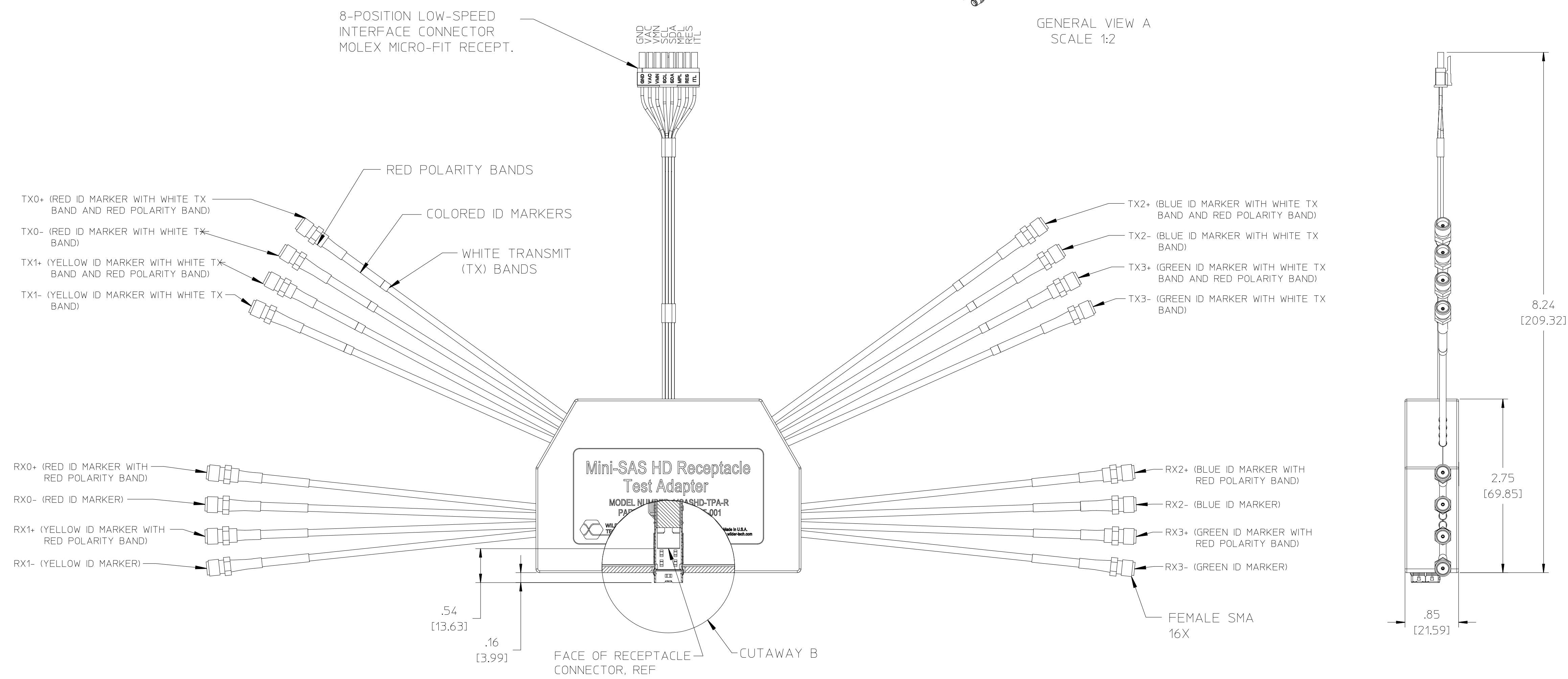


THIS DOCUMENT CONTAINS PROPRIETARY INFORMATION AND IS THE PROPERTY OF WILDER TECHNOLOGIES. THIS INFORMATION SHALL NOT BE REPRODUCED, TRANSFERRED TO OTHER DOCUMENTS, DISCLOSED TO OTHERS FOR MANUFACTURING OR ANY OTHER PURPOSE WITHOUT WRITTEN PERMISSION FROM WILDER TECHNOLOGIES.

REVISIONS				
REV	AUTH	DESCRIPTION	APVD DATE	CHK DATE
A	XXXX	INITIAL RELEASE	TD	4/5/2011



GENERAL VIEW A
SCALE 1:2



- NOTE: UNLESS OTHERWISE SPECIFIED
1. INTERPRET DIMENSIONS AND TOLERANCES PER ANSI Y14.5.
 2. REFER TO THE USERS MANUAL FOR DETAILED MECHANICAL AND ELECTRICAL SPECIFICATIONS.
 3. THE LOW-SPEED INTERFACE CABLE ASSEMBLY AND RECEPTACLE CONNECTOR HAS A MATING PLUG AND CONTACT PINS FOR USERS.

UNLESS OTHERWISE SPECIFIED DIMENSIONS ARE INCHES (METRIC)		WILDER TECHNOLOGIES		6101A East 18th St Vancouver, WA 98661 Tel: 360-859-3041 Fax: 360-859-3105 www.wilder-tech.com	
XXX + .005 + .127 +	.XX + .01 + .25 +	DRAWN BY: T. DELUCCO		DATE: 4/5/2011	
X + .12 + .3 +	ANGLE + .1°	CHECKED BY:		DATE:	
MATERIAL:		APPROVED BY:		DATE:	
FINISH:		DESCRIPTION: FINAL ASSEMBLY, MINI-SAS HD RECEPTACLE TEST ADAPTER MSASHD-TPA-R			
SIZE D	PART NUMBER: 600-1035-001	REV A			
SCALE: 1:1	DO NOT SCALE DRAWING	SHEET 3 OF 3			